

Graph Analysis

1/22/19

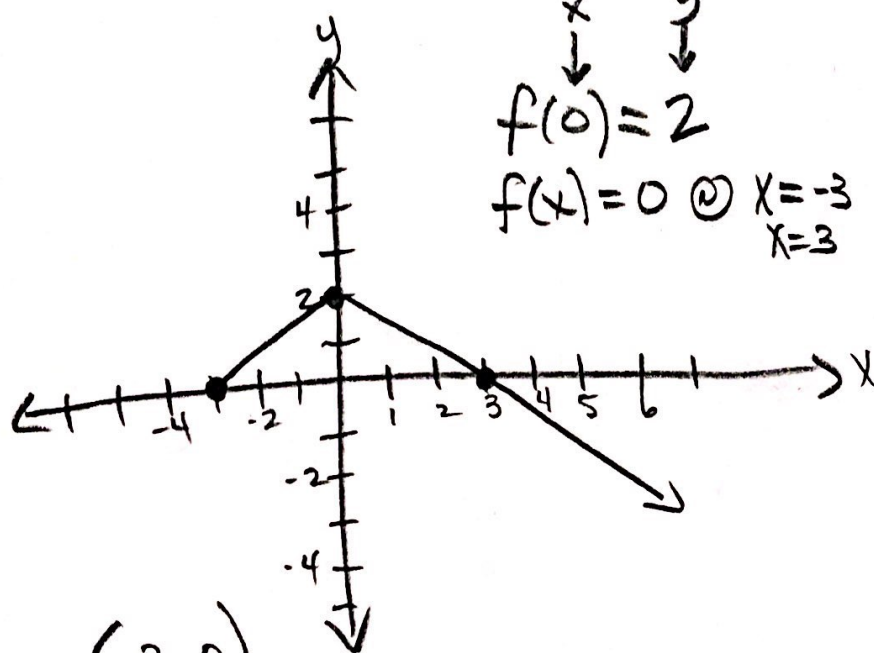
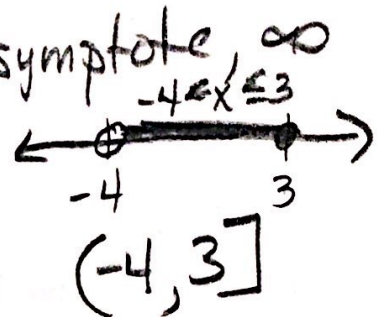
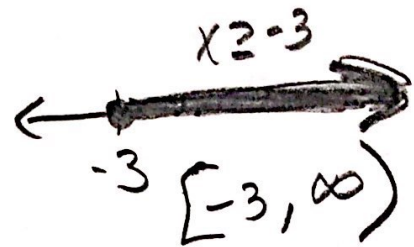
Domain: x values where graph defined

Range: y values where graph defined

Interval notation

[→ value included
closed dot

(value excluded
open circle on graph,



walls
Domain: $[-3, \infty)$
left to right

Range: $(-\infty, 2]$
floor → ceiling

Increasing: going up } x values (interval)
Decreasing: going down } where happening

Positive: $(-3, 3)$ } x intervals where y values are
Negative: $(3, \infty)$ } positive (above x-axis)
negative (below x-axis)